








NC500 ROUTE	
ALTERNATE DETOURS	
OTHER ROADS	
TOWNS & VILLAGES	
POINTS OF INTEREST	

← 20 MILES →

NORTH ATLANTIC

MORAY FIRTH

THE BLACK ISLE

LOCH NESS

LEWIS & HARRIS

ISLE OF SKYE

RAASAY

DURNESS

THURSO

JOHN O' GROATS

SCOURIE

DRUMBEG

CLASHNESSIE

ACHMELVICH

LOCHINVER

ULLAPOOL

POOLEWE

GAIRLOCH

KINLOCHEWE

TORRIDON

SHIELDAIG

APPLECROSS

LOCHCARRON

KYLE OF LOCHALSH

DRUMNADROCHIT

DORNOCH

TAIN

DINGWALL

INVERNESS

LAIRG

BRORA

GOLSPIE

DUNROBIN CASTLE

HELMSDALE

LYBSTER

WICK

CAPE WRATH

BALNAKEIL BEACH

SANGO BAY

SMOO CAVE

CEANNABEINNE BEACH

FARR BEACH

BETTY HILL

TONGUE

STRATHY BEACH

PUFFIN COVE

DUNNET HEAD

DUNCANSBY HEAD

CASTLE OF MEY

DUNNET BEACH

CASTLE SINCLAIR

CASTLE OF OLD WICK

CAMSTER CAIRNS

HILL O'MANY STANES

WHALIGOE STEPS

DRUMBEG VIEWPOINT

KYLESKU BRIDGE

CLASHNESSIE FALLS

WAILING WIDOW WATER FALL

ARDVRECK CASTLE

KNOCKAN CRAG NATURE RESERVE

FALLS OF SHIN

BIG BURN WALK

CROMARTY FIRTH

CROMARTY

FAIRY GLEN FALLS

CHANONRY POINT

INVEREWE GARDEN

VICTORIA FALLS

BEINN EIGHE

ROGIE FALLS

BEALACH NA BA

EILEAN DONAN CASTLE